



Main Features

- For corrosive process fluids and atmospheres
- Accuracy $\pm 2\%$ F.S.
- Static pressure max. 100 bar
- Housing and wetted parts stainless steel

Applications

- Food & Beverage
- Laboratory & Medical
- Oil & Gas / Chemical
- Water & Waste water
- Energy
- Transportation & Logistics
- Machinery

Technical Data

Nominal size	150 mm
Measurement range	0 ... 0.1 to 0 ... 25 bar
Static pressure	Selectable, max. 100 bar (see table on page 2)
Allowed single-sided overpressure	Up to the selected static pressure, limited at a maximum of 25 bar
Accuracy	$\pm 2\%$ F.S. for standard ranges (see table on page 2)
Protection rating	IP 65 (EN 60529)
Process connection	Stainless steel 1.4404 (AISI 316L)
Bellows	Stainless steel 1.4404 (AISI 316L) (2 bellows per gauge)
Case	Stainless steel 1.4301 (AISI 304)
Bezel ring	Stainless steel 1.4301 (AISI 304)
Movement	Stainless steel

Window	MX, MZ : instrument glass MT, MQ : laminated safety glass
Window gasket	Elastomer
Dial	Aluminium, white
Pointer	Aluminium, black
Temperature	Ambient : -20 ... +70°C Medium : -40 ... +200°C (not filled) For liquid filled version see ordering details. The case temperature must not exceed +70°C Storage : -40 ... +70°C
Safety	Pressure gauge with blow-out device Fulfills requirements for S1 gauges according to EN 837

Options

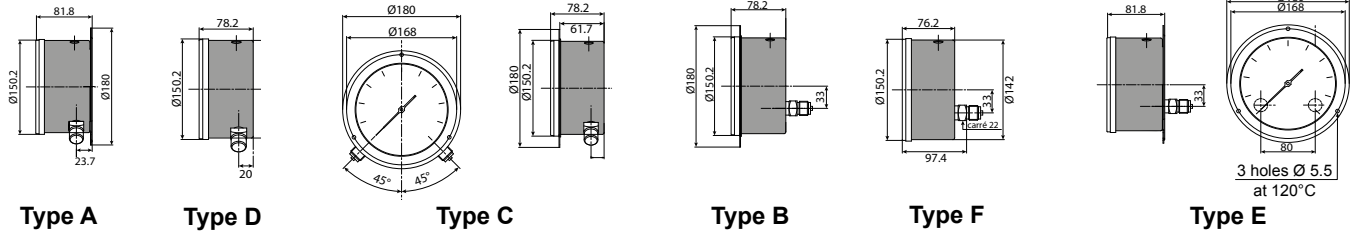
Polycarbonate window with index pointer adjustable by fixed button	Code 0052
ATEX II2GDc-IM2c (Including window laminated safety glass)	Code 0078
Adjustable micro metric pointer ($P \geq 0.6$ bar)	Code 0678
Adjustable friction pointer	Code 0679
Window laminated safety glass (included in type MT and MQ)	Code 0751
Window Plexiglas	Code 0752
Window Hardened glass	Code 0756
Oxygen application	Code 0765
Laboratory cleanliness	Code 0835
Nuclear cleanliness	Code 0838

To be ordered separately

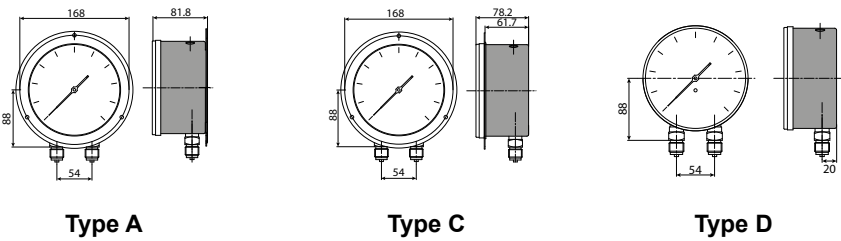
Material certificate 3.1 EN10204	Code Q1229
Calibration certificate EN837-1 (5 points raising and 5 points falling)	Code Q1070

Dimensions - Types of mounting

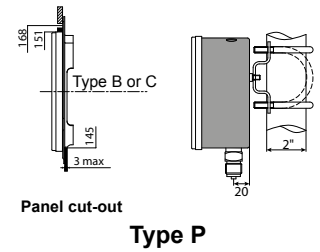
MX - MT



MZ - MQ



MX - MZ - MT - MQ



Weight (kg)
Filled : 2.5
Unfilled : 1.6

Pressure ranges

Code	Bar		
B08	0	...	0.1
B09	0	...	0.16
B10	0	...	0.25
B11	0	...	0.4
B12	0	...	0.6
B15	0	...	1
B16	0	...	1.6
B18	0	...	2.5
B19	0	...	4
B20	0	...	6
B22	0	...	10
B24	0	...	16
B26	0	...	25

Code	kPa		
D08	0	...	10
D09	0	...	16
D10	0	...	25
D11	0	...	40
D12	0	...	60
D15	0	...	100
D16	0	...	160
D18	0	...	250
D19	0	...	400
D20	0	...	600
D22	0	...	1 000
D24	0	...	1 600
D26	0	...	2 500

Code	kg/cm ²		
F08	0	...	0.1
F09	0	...	0.16
F10	0	...	0.25
F11	0	...	0.4
F12	0	...	0.6
F15	0	...	1
F16	0	...	1.6
F18	0	...	2.5
F19	0	...	4
F20	0	...	6
F22	0	...	10
F24	0	...	16
F26	0	...	25

Ordering code for maximum static pressure

A	C	D	E	F	G	H	J	K	L	M	N
1)	1)	2)	2)	2)	2)						
1)	1)	1)	2)	2)	2)	2)					
•	•	•	•	1)	1)	1)	2)				
•	•	•	•	•	1)	1)	2)	2)			
•	•	•	•	•	•	1)	1)	2)			
	•	•	•	•	•	•	1)	1)	2)		
		•	•	•	•	•	•	1)	2)		
			•	•	•	•	•	•	1)		
				•	•	•	•	1)	1)	2)	
					•	•	•	•	•	2)	2)
						•	•	•	•	1)	2)
							•	•	•	•	1)
								•	•	•	•

Static pressure (bar) **0.6 1 1.6 2.5 4 6 10 16 25 40 60 100**

- Scale 270°, accuracy ± 2% (± 3% with liquid filling)
- 1) Scale 270°, accuracy ± 4% (± 5% with liquid filling)
- 2) Scale < 270°, accuracy ± 4% (± 5% with liquid filling)

Ordering details MX-MZ-MT-MQ

	M	7	-			.	xxx	/
Model	M							
Differential pressure gauge	M							
Type of housing								
Process connection 90° bottom (V-type) or lower back	X							
Process connection 90° bottom (V-type) or lower back, baffle wall	T							
Process connection bottom parallel	Z							
Process connection bottom parallel, baffle wall	Q							
Nominal size		7						
150 mm		7						
Type of mounting								
Stainless steel case and bezel ring 1.4301 (AISI 304)								
Bottom connection, back flange for wall mounting, 3 mounting holes							A	
Back connection, front flange, 3 mounting holes ⁽¹⁾							B	
Bottom connection, front flange, 3 mounting holes							C	
Bottom connection							D	
Back connection, back flange for wall mounting, 3 mounting holes ⁽¹⁾							E	
Back connection ⁽¹⁾							F	
Bottom connection with mounting bracket for 2" tubes							P	
Stainless steel case and bezel ring 1.4404 (AISI 316L)								
Bottom connection, back flange for wall mounting, 3 mounting holes							1	
Back connection, front flange, 3 mounting holes ⁽¹⁾							2	
Bottom connection, front flange, 3 mounting holes							3	
Bottom connection							4	
Back connection, back flange for wall mounting, 3 mounting holes ⁽¹⁾							5	
Back connection ⁽¹⁾							6	
Bottom connection with mounting bracket for 2" tubes							8	
Process connection								
G 1/2							3	
1/2 NPT							6	
Liquid filling								
Dry							0	
BH1: low viscosity glycerin/water 86% (medium : -20 ... +70°C) ⁽²⁾							1	
BH2: high viscosity glycerin 99.5% (medium : 0 ... +90°C) ⁽²⁾							2	
BH3: silicone oil (medium : -40 ... +100°C) ⁽²⁾							3	
BH4: low temperature silicone (medium : -60 ... +100°C) ⁽²⁾							4	
BH5: Fluor carbon for oxygen use (medium : -15 ... +100°C) ⁽²⁾							5	
Unit of measurement / Pressure ranges								
bar								Bxx
psi								Hxx
kPa								Dxx
MPa								Exx
mbar								Nxx
kg/cm ²								Fxx
Max. static pressure								
See table on page 2								x
Options to be added behind the / (see example below)								/

⁽¹⁾ Not available for types of housing Z and Q
⁽²⁾ The accuracy of filled gauges is reduced (see table on page 2)

Ordering example with options

	MX	7	-	B	6	0	.	B22	H	/	0751	-	0679
Differential pressure gauge	MX												
Nominal size 150 mm		7											
Back connection, front flange, 3 mounting holes, case material 1.4301			-	B									
Process connection 1/2 NPT					6	0	.	B22					
No liquid filling									H	/			
Scale bar : 0 ... 10 bar											0751		
Max. static pressure : 10 bar												-	0679
Option : Window laminated safety glass													
Option : Adjustable friction pointer													